



District Report Card: 2017


State: Haryana	District: Gurgaon
Class: 5	Subject: Language
Schools: 60	Students: 1143


Participation/Coverage


Students

<div>GENDER</div> <div></div>	Boys		Girls	
	Number	%	Number	%
	537	46.98	606	53.02

<div>AREA</div> <div></div>	Rural		Urban	
	Number	%	Number	%
	629	55.03	514	44.97

<div>CATEGORY</div> <div></div>	SC		ST		OBC		GEN	
	Number	%	Number	%	Number	%	Number	%
	186	16.27	9	0.79	206	18.02	742	64.92

<div>CWSN</div> <div></div>	LD	VI	HI	S&LD	ID	Oth
	4	1	0	0	1	3

<div>Management</div> <div></div>	Government		Government-aided	
	Number	%	Number	%
	1104	96.59	39	3.41

Average Performance of Students in Language (%)

Overall	Gender		Area		Management		Social Group			
	Male	Female	Rural	Urban	Govt.	Aided	SC	ST	OBC	GEN
59.25	56.71	61.51	58.13	60.62	59.99	38.29	55.99	67.41	62.20	59.16

Performance on Learning Outcomes (LOs)

Learning Outcomes	Description	Average Performance(%)
L504	Reads and comprehends independently storybooks, news items/ headlines, advertisements etc.	55.50
L508	Reads text with comprehension, locates details and sequence of events	61.13

Range of Performance of Students who Answered Correctly							
Below 30%		30% - 50%		50% - 75%		Above 75%	
Number	%	Number	%	Number	%	Number	%
146	12.77	226	19.77	479	41.91	292	25.55

Lowest Performing Learning Outcomes (LOs)

- 1 - Reads and comprehends independently storybooks, news items/ headlines, advertisements etc. (55.50)
- 2 - Reads text with comprehension, locates details and sequence of events (61.13)